

# **Welcome**

**All-Alliance Meeting**  
September 20, 2012

# Community Checkup Results

- ✓ What's new?
- ✓ Overview of results
- ✓ Detailed review
  - Use of generics
- ✓ Comparison over time
- ✓ eValue8 results

Puget Sound  
Health Alliance  
An Aligning Forces for Quality Community

Comparing Local  
Health Care  
in Puget Sound

2012 Community  
Checkup Overview

## Community Checkup 2012: *Ambulatory Highlights*

- Sixth Community Checkup
- Includes results for:
  - 81 medical groups with 4 or more clinicians in more than 300 locations
  - Claims covering 2 million lives
  - Measurement year: July 2010 thru June 2011
- 31 performance measures
- New: Generics reporting at the individual provider level
- New: Generic antihypertensives measure
- Medicaid data
- Comparison of results over time

## Thanks to Data Suppliers!

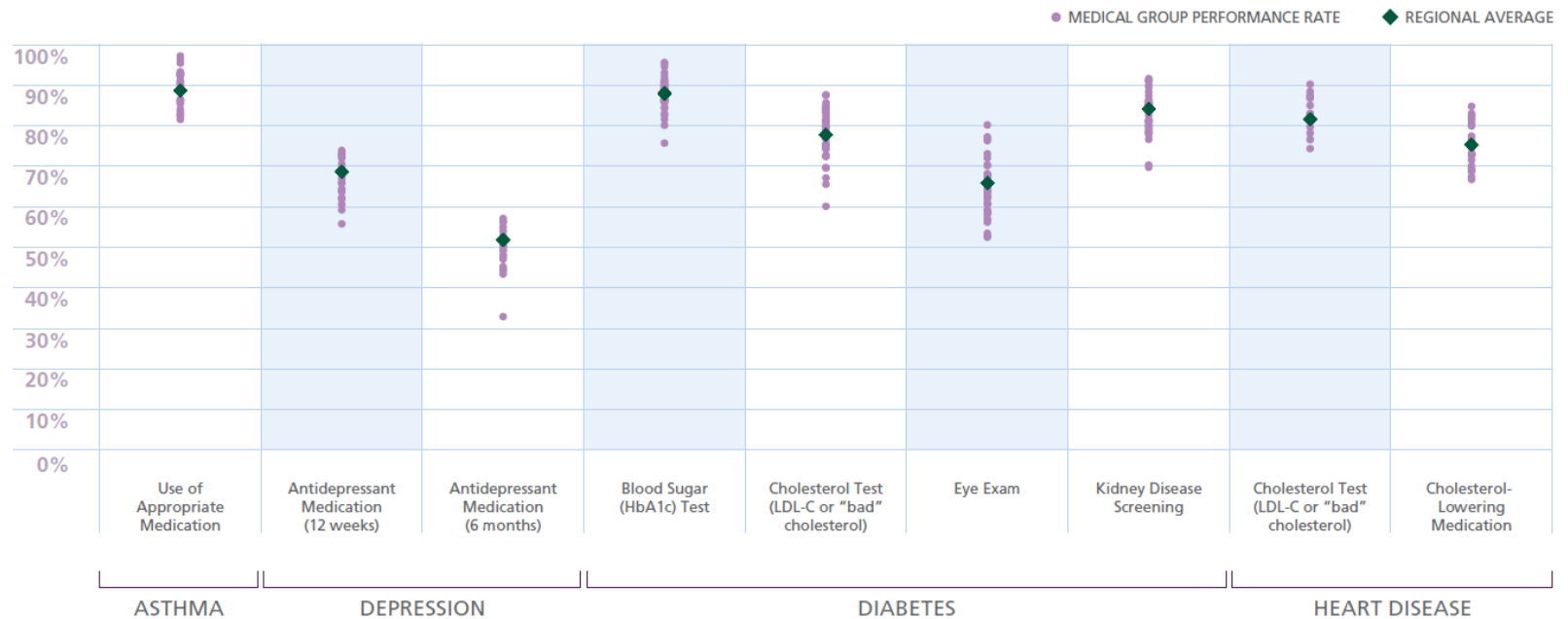
- Aetna
- The Boeing Company
- Carpenters' Trust
- CIGNA
- City of Seattle
- Community Health Plan of Washington
- First Choice
- Group Health
- King County Molina Healthcare of Washington
- Premera Blue Cross
- Recreational Equipment Inc. (REI)
- Regence Blue Shield
- Sound Health and Wellness Trust
- Snohomish County
- UnitedHealthcare
- Washington State Department of Social and Health Services
- Washington State Health Care Authority Uniform Medical Plan
- Washington Teamsters Welfare Trust

## Key Messages from the Community Checkup Results

- Significant variation persists in our region, especially in generics
- Some medical groups perform among the best in the nation on some measures; others have significant room for improvement
- No one excels at everything, so opportunities for all to learn
- While Medicaid results are generally lower, some clinics do as well as high performers in commercial population
- Low regional rates translate into thousands of people not getting the right care
- Better results will reduce the personal and financial cost of chronic disease and preventable conditions

# Regional Rates Range Widely

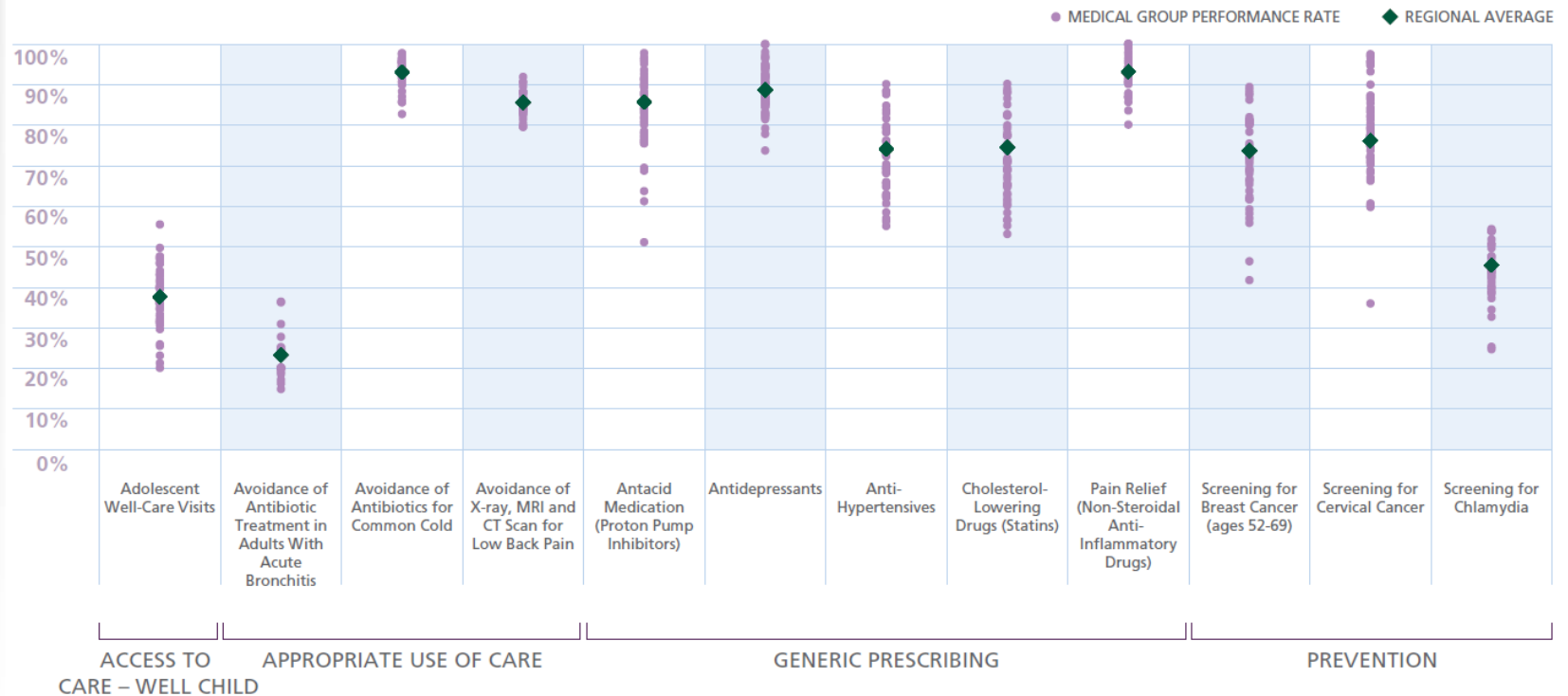
## Measure Variation: Overview





# Variation Remains an Issue

## Measure Variation: Overview



## Provider-Level Generics Prescribing

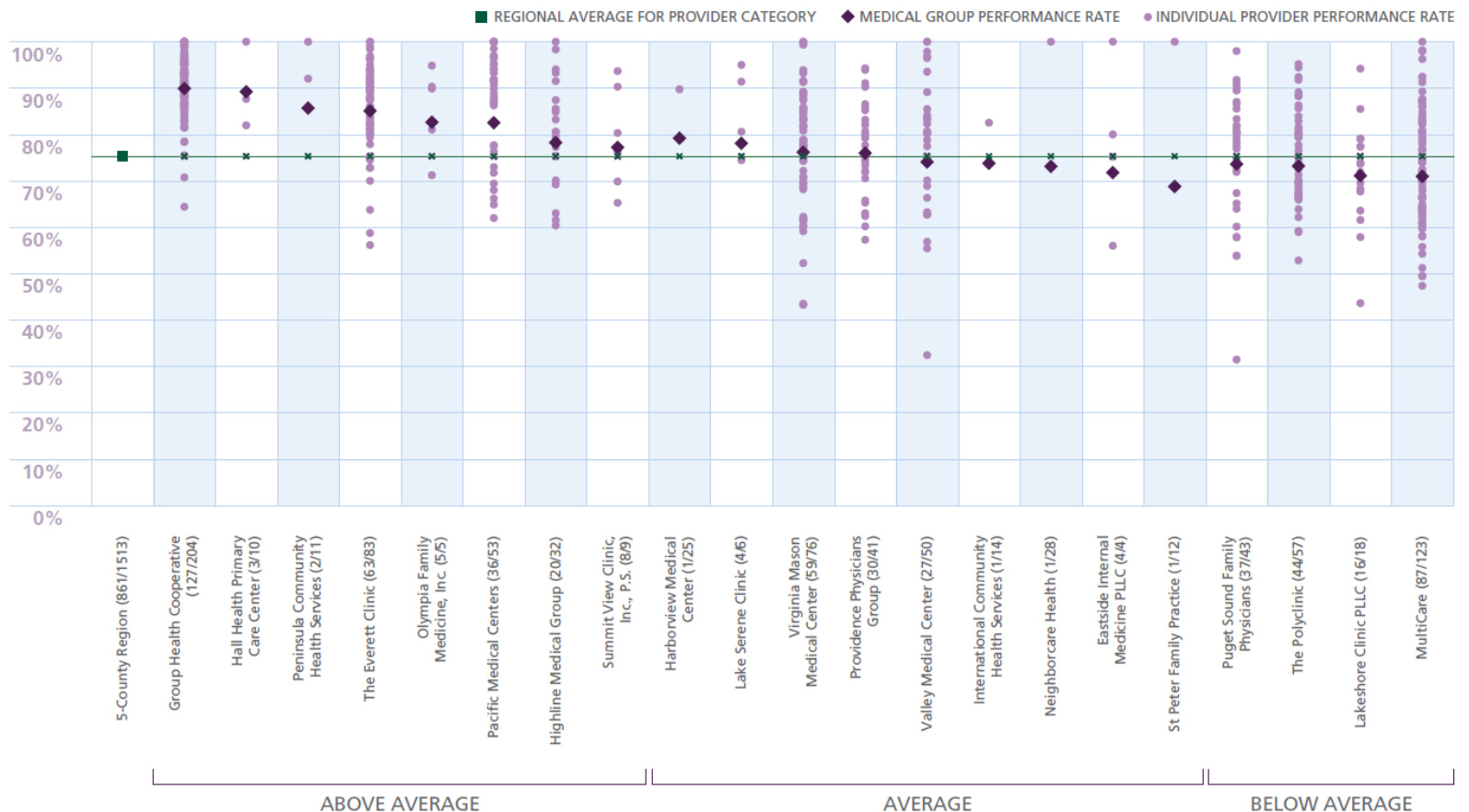
- First time that Alliance has reported at individual provider level
- Recommended by a multi-stakeholder Alliance task force
- Done in the interest of further transparency, accountability and accelerating improvement
- Covers both primary care providers and specialists



# Generics Prescribing: Statins

*Tremendous variation within medical groups*

## Cholesterol-Lowering Drugs (Statins) – Primary Care Providers



# Generics Prescribing: Statins (continued)

## Cholesterol-Lowering Drugs (Statins) – Primary Care Providers




BELOW AVERAGE

# Where We Perform Well: Diabetes

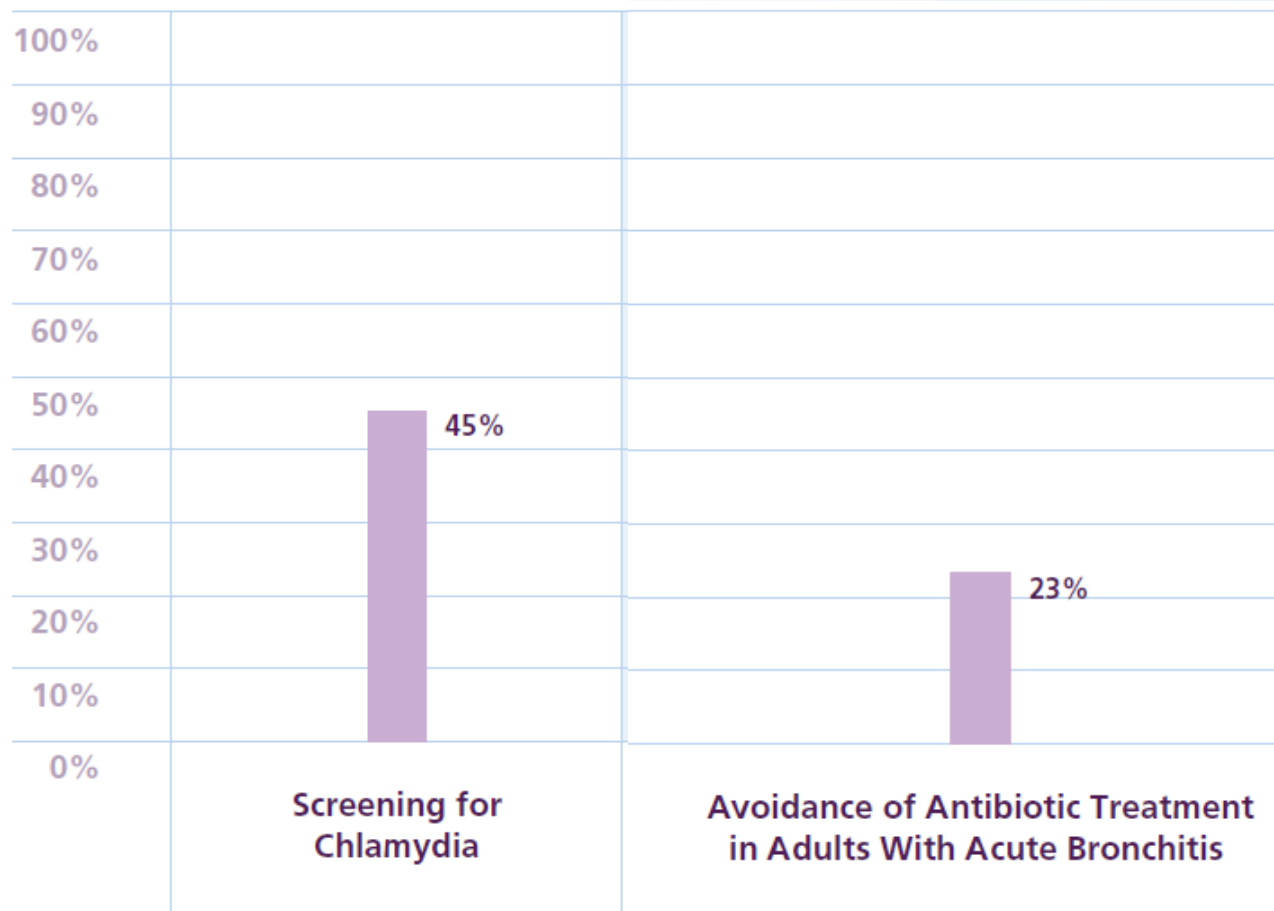
*All-payer shown: Near or above 90<sup>th</sup> Percentile for commercially insured*

## Diabetes



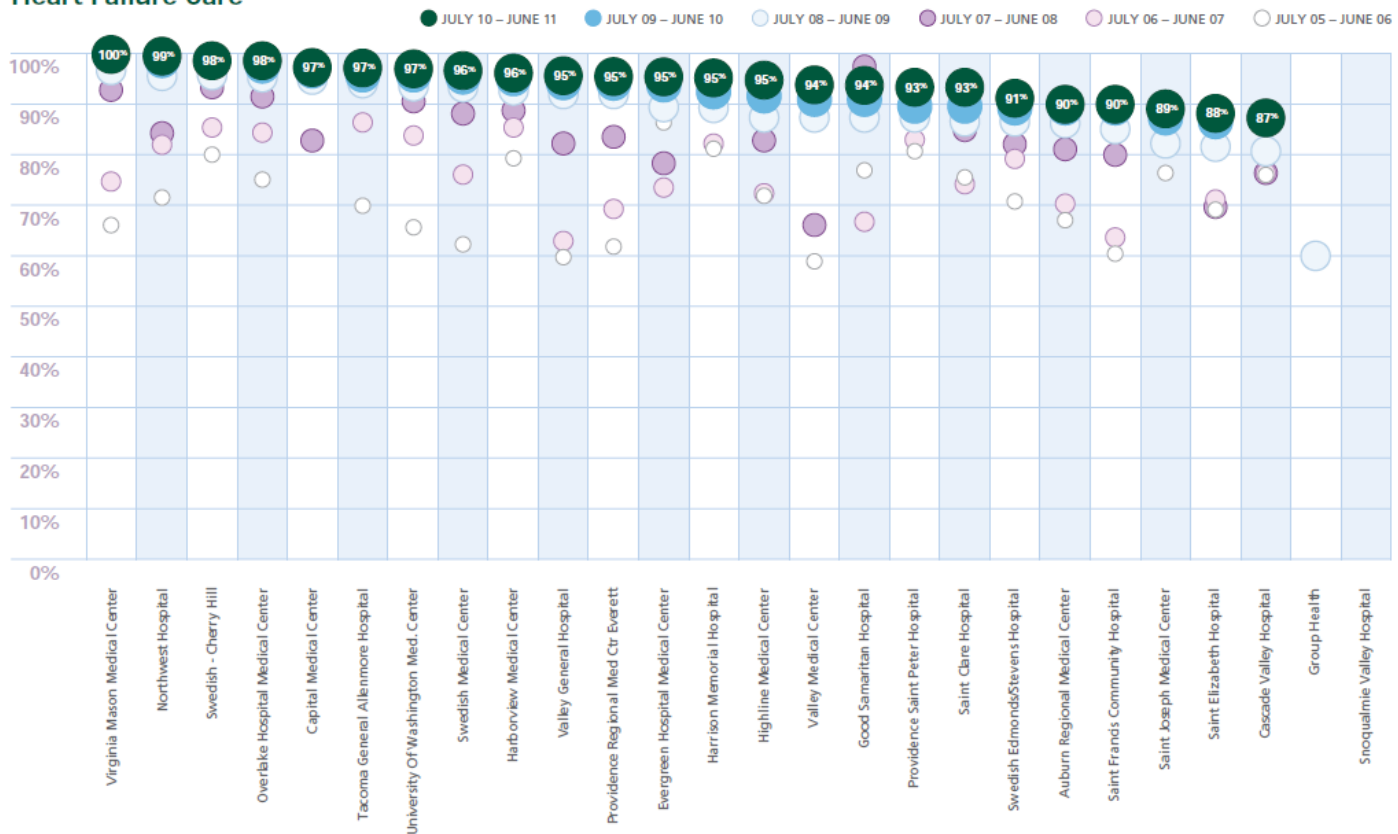
# Room for Improvement

*Avoidance of antibiotics for bronchitis has lowest rate*



# Don't Forget: Hospital Quality Measures

## Heart Failure Care



Data from WhyNotTheBest.org for July 2010 to June 2011.

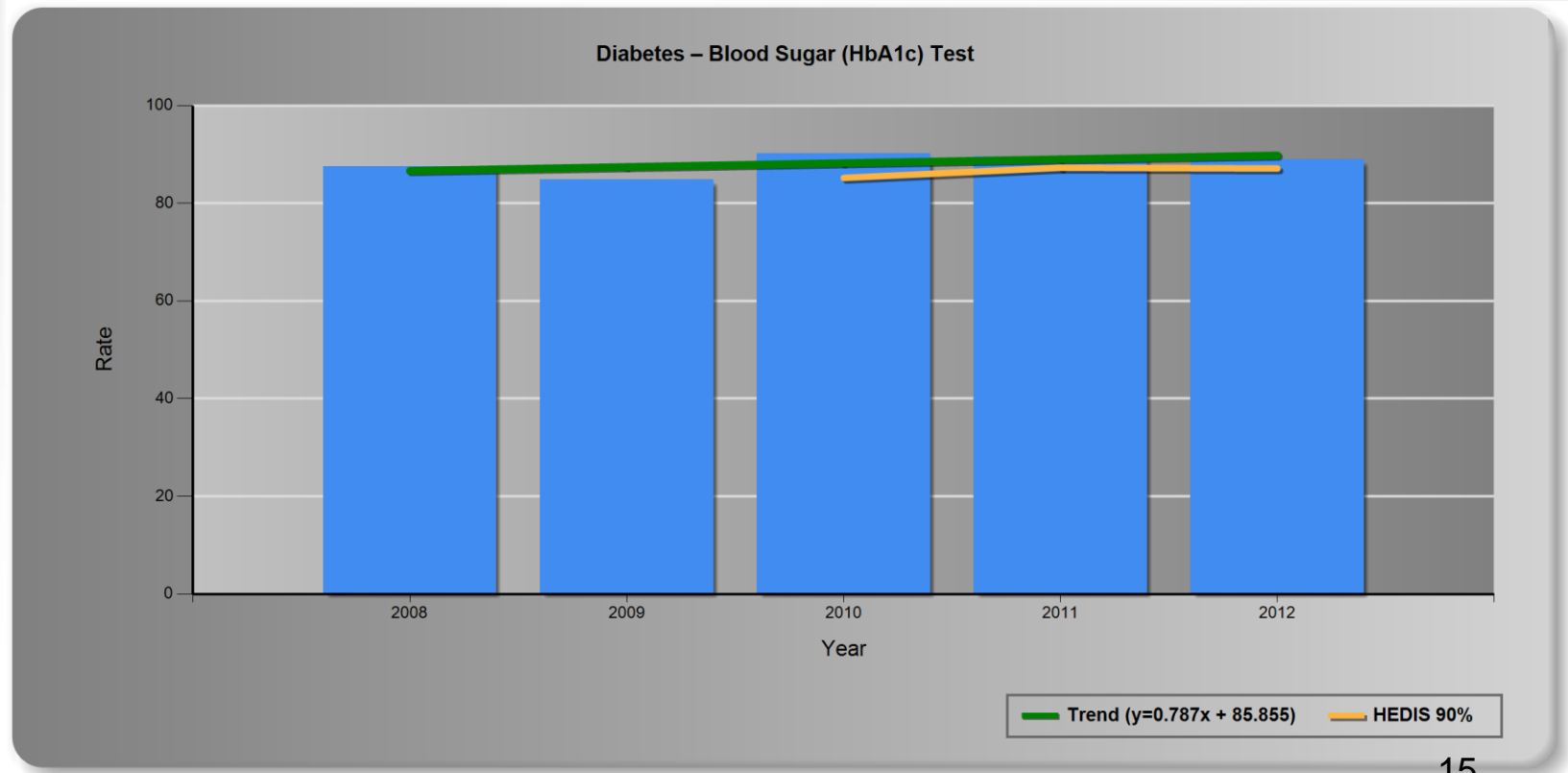
# Comparisons Over Time

- We can look at performance over five Community Checkup reports
- Largely stable performance, with some exceptions
- Caveats apply!
  - Not the exact same patient population over time
  - HEDIS measures are updated over time
  - Changes in data suppliers
  - Refinements in capturing Medicaid performance



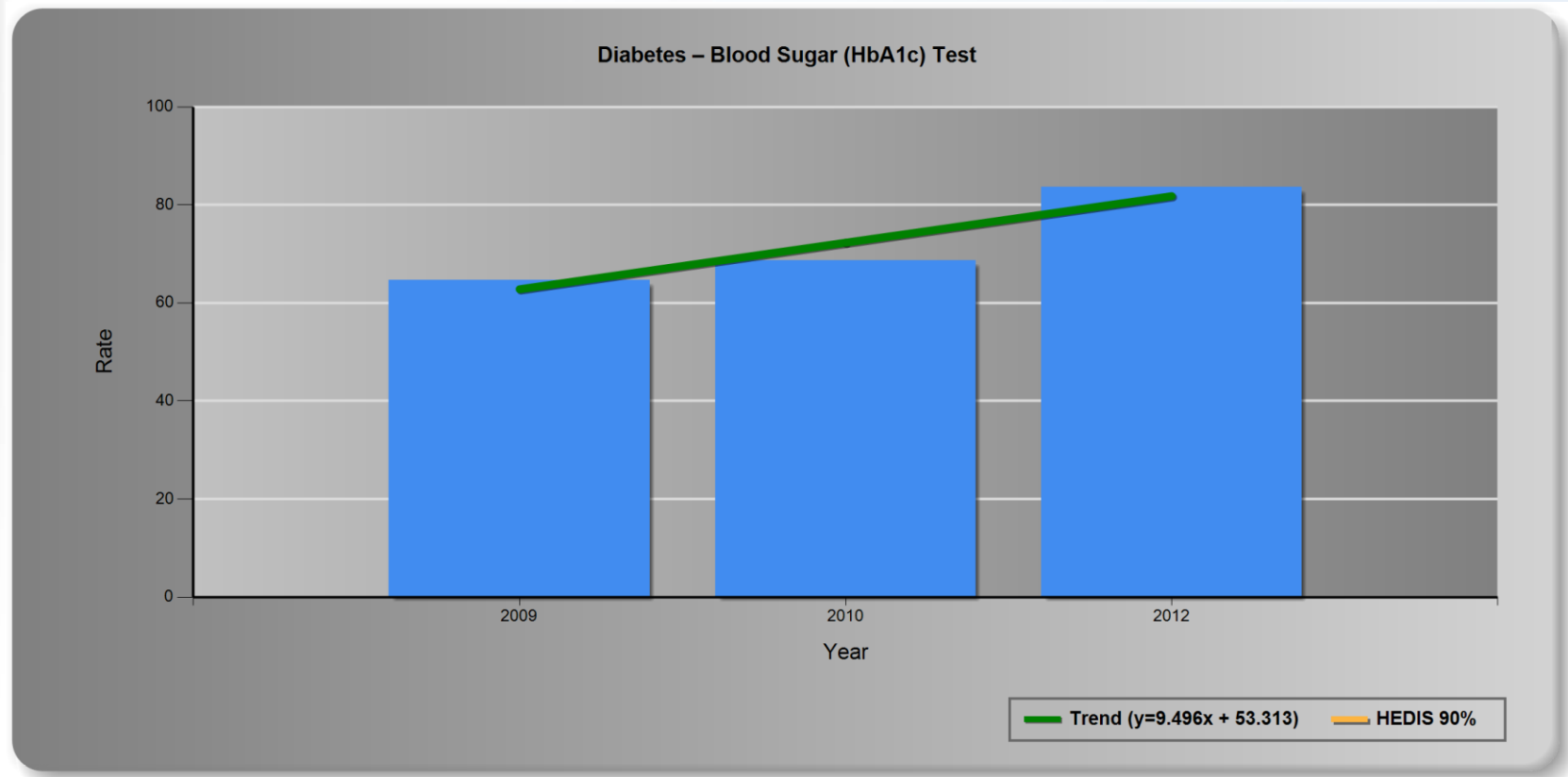
# Diabetes Care: Even High Performance Can Improve

Commercial population



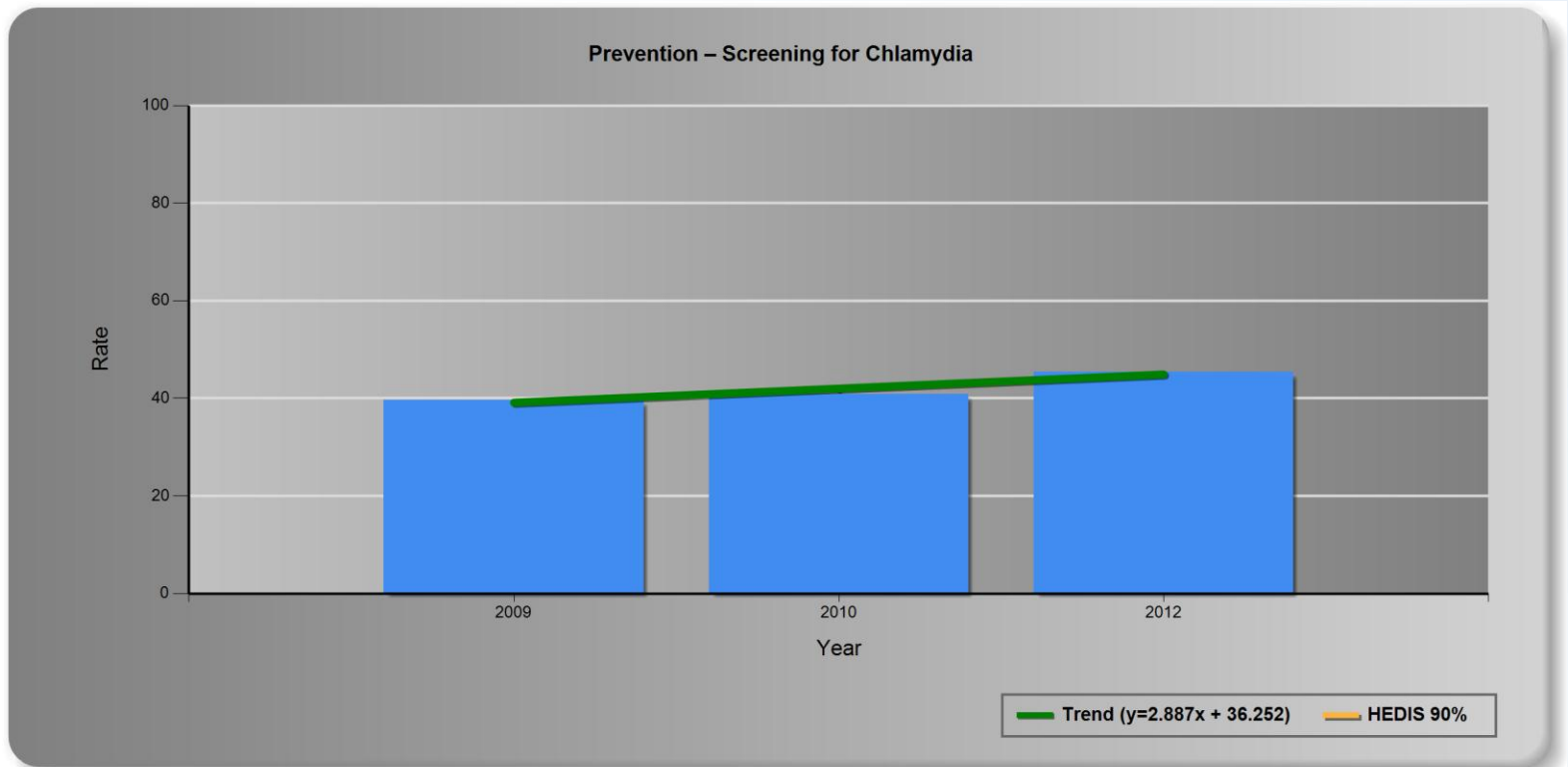
# Diabetes Care

## Medicaid Population



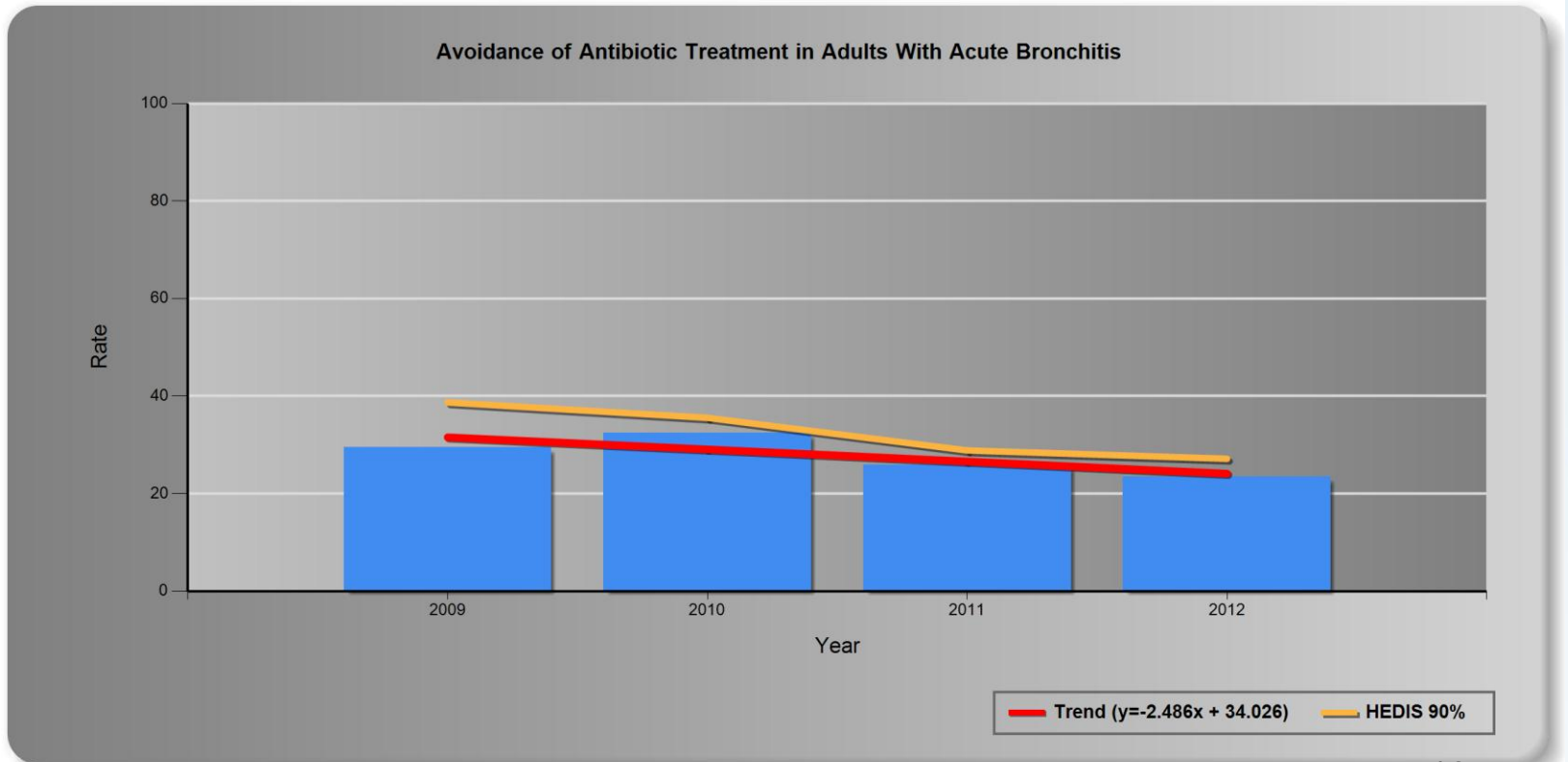
# Chlamydia Screening: Low Rate but Getting Better

All-Payer Population

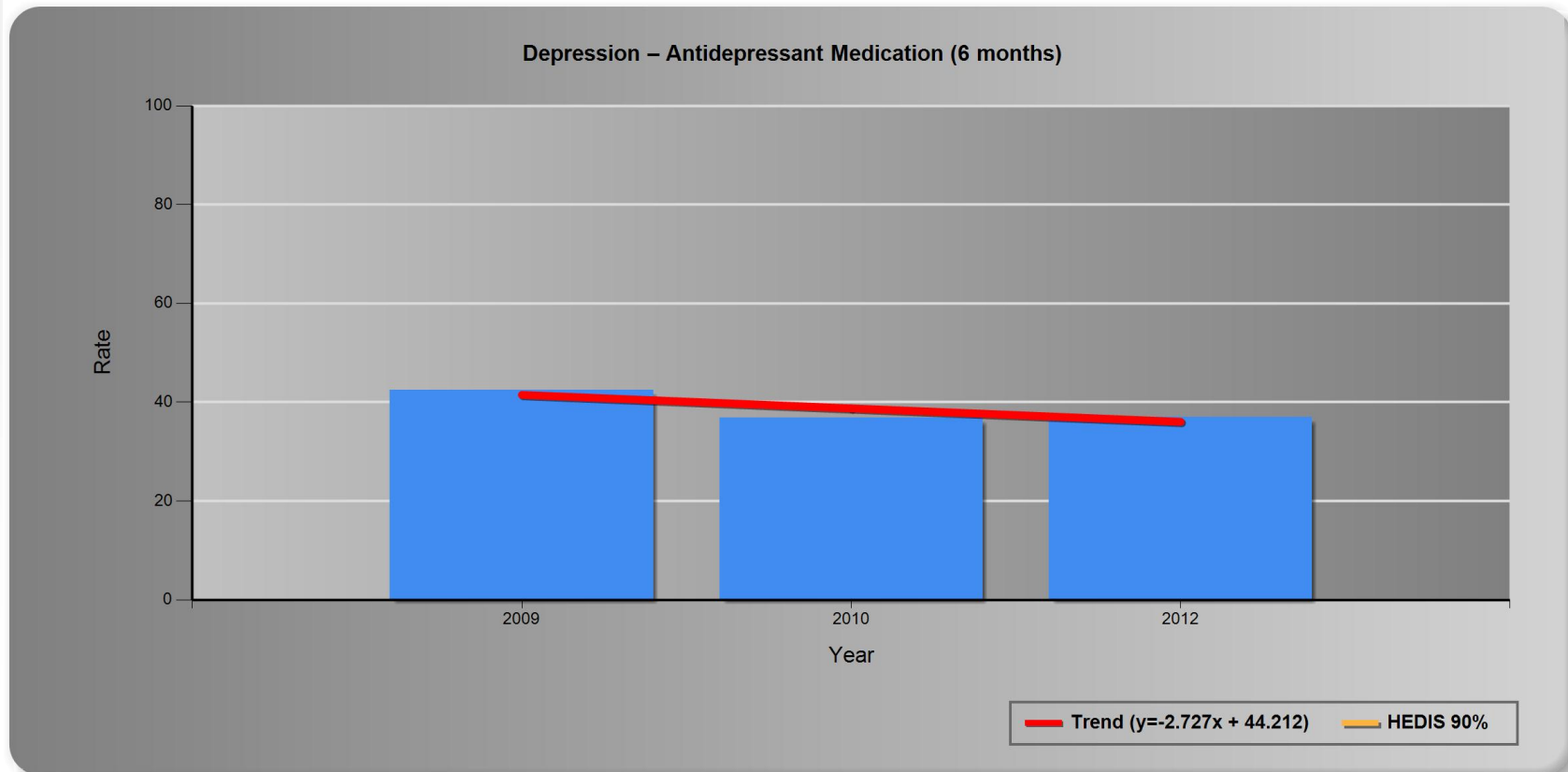


# Bronchitis Treatment: Already Bad and Getting Worse

Commercial population



# Depression: Troubling Decline for Medicaid Population



## What Comparison over Time Underscores


- Data is foundational to improvement
- Delivery systems can use the results to target performance improvement
- Without the Community Checkup, we couldn't understand our successes and challenges across the market
- Just because we're good at something, doesn't mean we can't be even better




# The New WACommunityCheckup.org

[Share this site](#)
[Contact Us](#)
[Glossary](#)

[Choosing Your Medical Group or Clinic](#)
[Choosing Your Hospital](#)
[Compare Scores](#)
[What to Expect at the Doctor's Office](#)
[Resources](#)
[About Us](#)


**COMMUNITY CHECKUP**




## Use the Community Checkup to take action.


The Community Checkup is your source for trustworthy information about the quality of health care in the Puget Sound region. Learn more so you can make good decisions about your health care. ➔

1 2 3 4 5

### For Providers



**Compare Scores** ➔




**View Resources** ➔

### What's New

Read the 2012 Community Checkup Executive Summary. ➔

### Own Your Health



Get active in your health and health care ➔

**Puget Sound Health Alliance: An Aligning Forces for Quality Community**

The Community Checkup is produced by the Puget Sound Health Alliance, a nonprofit, nonpartisan collaborative where the people who get, provide and pay for health care come together to help drive change in the health care system in our region. We are a member of the Robert Wood Johnson Foundation's **Aligning Forces for Quality** initiative. ➔

© 2012 Puget Sound Health Alliance  
600 Stewart Street, Suite 824, Seattle, WA 98101 206-448-2570

[Site Map](#)
[Terms of Use](#)
[Contact Us](#)

# eValue8 - What is it?

- Request for Information
- Developed by the National Business Coalition on Health
- Based on nationally-developed standards by organizations *such as* the Centers for Disease Control, JACHO, CMS, and AHRQ
- Robust tool, focuses in multiple areas, such as:

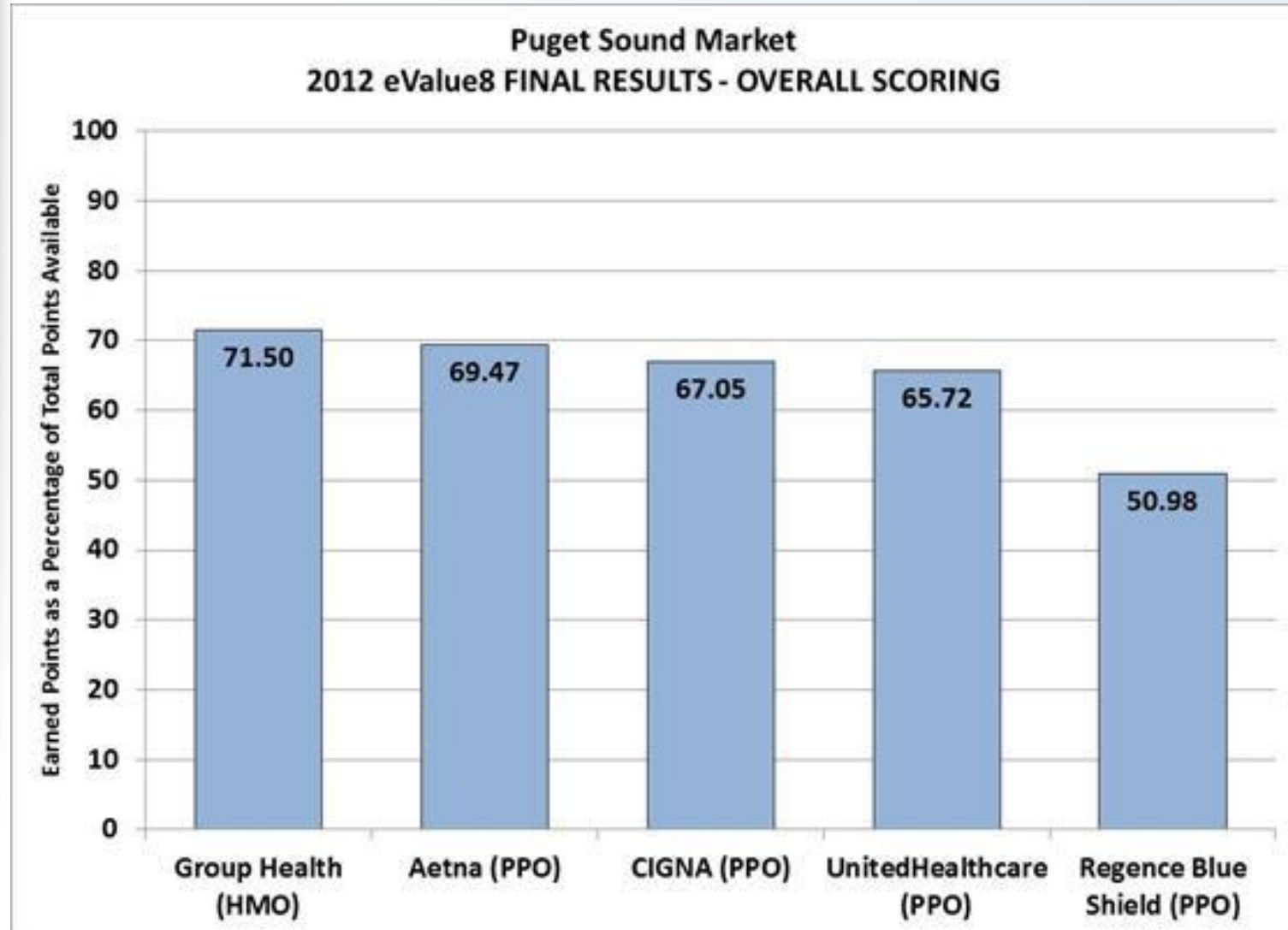


Provider Measurement	Consumer Engagement
Health Promotion/Prevention	Chronic Disease Management
Behavioral Health	Pharmaceutical Management
External Accreditation	

## eValue8 - Why do we think it's important?

- Health plans have a very important role in stimulating higher value in health care delivery.
- eValue8 generates consistency in assessing health plan performance and permits comparisons of performance locally as well as against national benchmarks.
- eValue8 results inform purchasers' procurement decisions about health insurance.
- The process enables purchasers and plans to work collaboratively on common issues and to structure programs to reward value.

# eValue8 - Results!





## eValue8 - Congratulations to Top Performers Nationally!

- CIGNA Washington (PPO) and Group Health Cooperative (HMO) set the national benchmark performance in Pharmaceutical Management
  
- In addition, some Washington Plans **among the Top 15% nationally** in select areas:
  - Aetna Washington      Provider Measurement
  - CIGNA Washington      Consumer Engagement
  - Group Health      Behavioral Health

## eValue8 - Congratulations to Top Performers in Washington State!

eValue8 - Area of Focus	Health Plan - Top Performer
Provider Measurement/Use of Payment to Incentivize Value	Aetna
Consumer Engagement	CIGNA
Prevention/Health Promotion	Group Health Cooperative
Chronic Disease Management	Aetna
Behavioral Health	Group Health Cooperative
Pharmaceutical Management	Group Health Cooperative



# Questions?